

# Ekko L 100(45) h

## Data sheet

### Details

- Fireplace insert, open on two sides
- Glass: 1-section
- 100(45)45 – Height 45 cm  
100(45)51 – Height 51 cm  
100(45)57 – Height 57 cm
- Optional: Self-closing door
- Adjustable lower air washing
- Standard fire box inner lining: "Premium White" smooth chamotte
- High-grade cast-iron dome, all parts can be moved, adjustable between 0 – 90°



Ekko L 100(45) with guillotine front

### Technical data

• Nominal heat output	9 kW
• Thermal output range	4,1 – 9,4 kW
• Efficiency	>78 %
• Insulation thickness (with wall that does not need to be protected) (based on SILCA® 250KM)	60 mm
• Combustion air connector	2 x Ø 125 mm
• Recommend length of logs	33 cm
• Weight	310 – 350 kg
• Heat distribution through the viewing window	50 %
• Heat distribution, convective output	50 %

**Data for chimney sweep** according to DIN EN 13384 (closed operation)

### Triple values with nominal heat output

• Flue gas mass flow	9,5 g/s
• Flue gas temperature	310 °C
• Required delivery pressure	12 Pa

### Triple values for calculating ceramic flues (wood fuel)

• Firing power	–
• Flue gas mass flow	–
• Flue gas temperature upstream of the connecting surface	–
• Required delivery pressure at the flue gas connector	–
• Combustion air requirement	–
• Recommended flue length <sup>1</sup>	1,7 m

### Data for closed design

• Minimum heat-emitting surface <sup>2</sup>	3,5 m <sup>2</sup>
--	--------------------

<sup>1</sup>The information regarding flue lengths is a recommendation and based on the calculation in accordance with TrOI 2020 chapter 15. The calculation is based on a medium-heavy design and a flue ratio of 360 cm<sup>2</sup>.

<sup>2</sup>Average value based on the storage time. Dependent on the material properties and the construction thickness. Mean specific heat distribution = approx. 500 W/m<sup>2</sup>

There may be modifications to the colour and technical details caused by ongoing developments; subject to errors and omissions. Dated: 01/2022

### Standard



### Optional



### Accessories



SMR



Energy efficiency class in accordance with (EU) 2015/1186



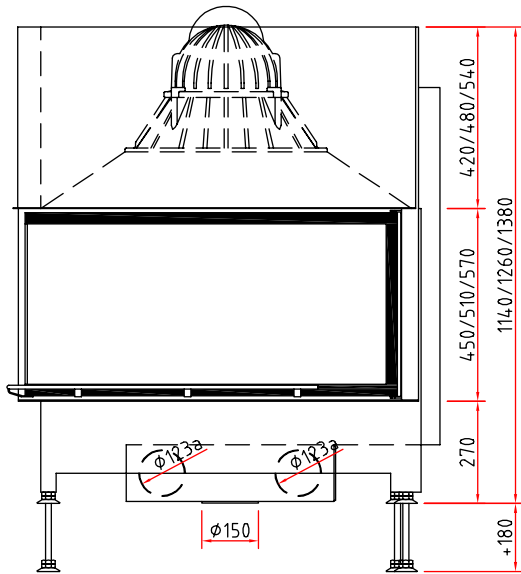
1. Federal Emissions Control Ordinance Stage 2



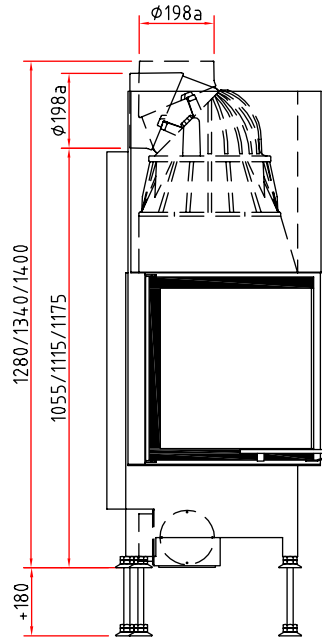
# Ekko L 100(45) h

## Dimensional drawing

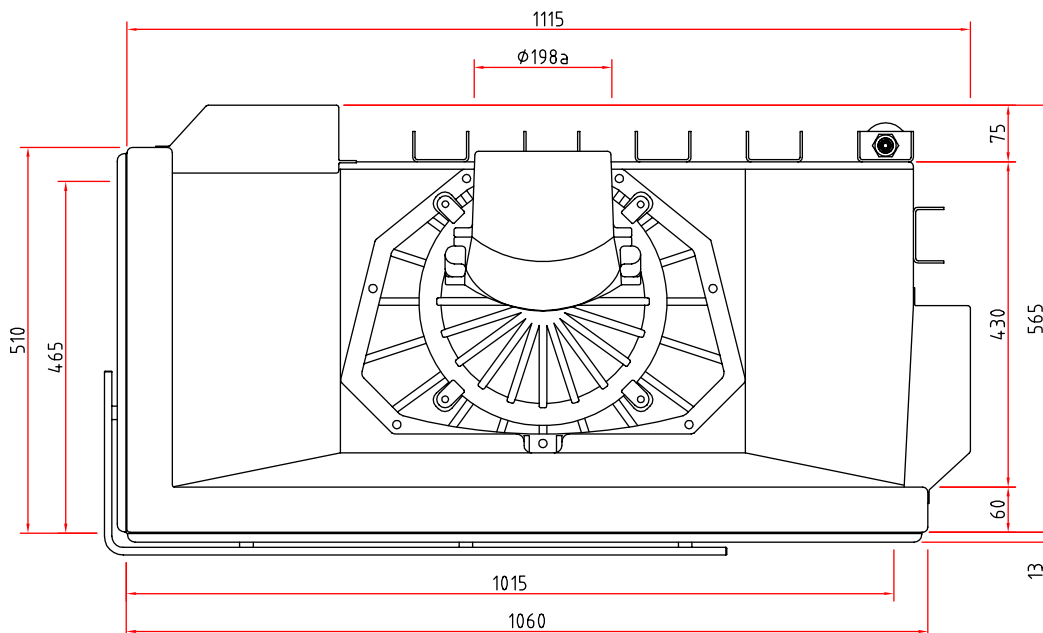
Front view, scale 1:20



Side view, scale 1:20



Top view, scale 1:10



## Product data sheet

Regulation (EU) 2015/1186 supplementing Directive 2010/30/EU

	<b>Ekko L/R 100(45) h</b>
<b>Supplier's name:</b>	Camina & Schmid Feuerdesign und Technik GmbH & Co. KG
<b>Supplier's model identifier:</b>	Ekko L/R 100(45) h
<b>Energy efficiency class:</b>	A
<b>Direct heat output (kW)</b>	9,0
<b>Indirect heat output (kW):</b>	–
<b>Energy efficiency index (EEI):</b>	103,5
<b>Energy efficiency at nominal heat output (%):</b>	78,3
<b>Notes for specific precautions, installation or maintenance:</b>	Please note the reference in the assembly instructions and operating manuals!

*There may be modifications to technical details caused by ongoing developments; subject to errors and omissions. Dated: 11/2021*



**ENERG**  
енергия · ενέργεια



Camina  Schmid Ekko L/R 100(45) h



9,0  
kW

ENERGIA · ЕНЕРГИЯ · ΕΝΕΡΓΕΙΑ · ENERGIJA · ENERGY · ENERGIE · ENERGI

2015/1186

## Technical documentation for individual room heating appliances for use with solid fuels

Regulation (EU) 2015/1185 supplementary to Directive 2010/30/EU

Name and address of the manufacturer: Camina & Schmid Feuerdesign und Technik GmbH & Co. KG

Model identifier: Ekko L/R 100(45)

Equivalent models: –

Test reports: RRF – 29 10 2337

Harmonised standards: EN 13229:2001/A2:2004/AC:2007

Other applied standards or technical specifications: –

Indirect heating function (yes/no): no

Direct thermal output: 9.0 kW

Indirect thermal output: –

### Properties when operating with the preferred fuel

Room heating annual efficiency  $\eta_s$  5%: 65

Energy efficiency index (EEI): 103.5

Fuel	Preferred fuel (only one)	Other suitable fuel(s)	$\eta_s$ [x%]	Emissions at nominal heat output (*)				Emissions at minimum thermal output (*) (**)			
				PM	OGC	CO	NO <sub>x</sub>	PM	OGC	CO	NO <sub>x</sub>
				[x] mg/Nm <sup>3</sup> (13 % O <sub>2</sub> )				[x] mg/Nm <sup>3</sup> (13 % O <sub>2</sub> )			
Wood logs, moisture content ≤ 25%	yes	no	75	40	120	1500	200	–	–	–	–
Wood logs, moisture content < 12%	no	no	–	–	–	–	–	–	–	–	–
Other wood-like biomass	no	no	–	–	–	–	–	–	–	–	–
Non-wood-like biomass	no	no	–	–	–	–	–	–	–	–	–
Anthracite and dry charcoal	no	no	–	–	–	–	–	–	–	–	–
Hard coal coke	no	no	–	–	–	–	–	–	–	–	–
Low-temperature coke	no	no	–	–	–	–	–	–	–	–	–
Bituminous coal	no	no	–	–	–	–	–	–	–	–	–
Lignite briquettes	no	no	–	–	–	–	–	–	–	–	–
Peat briquettes	no	no	–	–	–	–	–	–	–	–	–
Briquettes made from a mixture of fossil fuels	no	no	–	–	–	–	–	–	–	–	–
Other fossil fuels	no	no	–	–	–	–	–	–	–	–	–
Briquettes made from a mixture of biomass and fossil fuels	no	no	–	–	–	–	–	–	–	–	–
Other mixture of biomass and solid fuels	no	no	–	–	–	–	–	–	–	–	–

(\*) PM = particulate matter, OGC = organic gaseous compounds, CO = carbon monoxide, NO<sub>x</sub> = nitrous oxides

(\*\*) Only required when using correction factors F(2) or F(3).

There may be modifications to the technical details caused by ongoing developments; subject to errors and omissions. Dated: 01/2022

## Technical documentation for individual room heating appliances for use with solid fuels

Regulation (EU) 2015/1185 supplementary to Directive 2010/30/EU

<b>Thermal output</b>			<b>Type of thermal output / Room temperature control (please select one)</b>	
• Nominal heat output $P_{nom}$	9.0 kW		• One-stage thermal output, no room temperature control	yes
• Minimum heat output $P_{min}$	–		• Two or more stages, no room temperature control	no
<b>Auxiliary power consumption</b>			• Room temperature control by a mechanical thermostat	no
• At nominal heat output $e_{l,max}$	–		• with electronic room temperature control	no
• At minimum heat output $e_{l,min}$	–		• with electronic room temperature control and daytime control	no
• In standby mode $e_{l,SB}$	–		• with electronic room temperature control and weekday control	no
<b>Fuel efficiency (based on the calorific value (NCV))</b>				
• Fuel efficiency at nominal heat output, $\eta_{th,nom}$	78.3 %			
• Fuel efficiency at minimal heat output, $\eta_{th,min}$	–		<b>Other controls (more than one answer is possible)</b>	
<b>Power requirement of the pilot flame</b>			• Room temperature control with presence detection	no
• Power requirement of the pilot flame (if present), $P_{pilot}$	–		• Room temperature control with detection of open windows	no
			• With remote control option	no

### Specific precautions for assembly, installation or maintenance

Please refer to the information in the installation and operating instructions!

*There may be modifications to the technical details caused by ongoing developments; subject to errors and omissions. Dated: 01/2022*