

Lina 8770 h

Data sheet

Details

- Fireplace insert, open on one side
- 8770 – Height 70 cm
- Self-closing door
- Adjustable lower air washing
- Standard fire box inner lining: smooth natural vermiculite
- High-grade cast-iron dome, all parts can be moved, adjustable between 0 – 90°
- Overall height can be simply and quickly adjusted
- Easy to dismantle for transport



Lina 8770 with guillotine front

Technical data

• Nominal heat output	19 kW
• Thermal output range	8.0 – 19.2 kW
• Efficiency	>78%
• Insulation thickness (with wall that does not need to be protected) (based on SILCA® 250KM)	60 mm
• Combustion air connector	Ø 150 mm
• Recommend length of logs	33 cm
• Weight	350 kg
• Heat distribution through the viewing window	35%
• Heat distribution, convective output	65%

Data for chimney sweep according to DIN EN 13384 (closed operation)

Triple values with nominal heat output

• Flue gas mass flow	17.8 g/s
• Flue gas temperature	263 °C
• Required delivery pressure	12 Pa

Triple values for calculating ceramic flues (wood fuel)

• Firing power	–
• Flue gas mass flow	–
• Flue gas temperature upstream of the connecting surface	–
• Required delivery pressure at the flue gas connector	–
• Combustion air requirement	–
• Recommended flue length ¹	–

Data for closed design

• Minimum heat-emitting surface ²	7.6 m ²
----------------------------------------------	--------------------

Standard



Optional



Accessories



SMR

¹The information regarding flue lengths is a recommendation and based on the calculation in accordance with TrÖl 2020 chapter 15. The calculation is based on a medium-heavy design and a flue ratio of 360 cm².

²Average value based on the storage time. Dependent on the material properties and the construction thickness. Mean specific heat distribution = approx. 500 W/m²

There may be modifications to the colour and technical details caused by ongoing developments; subject to errors and omissions. Dated: 01/2022



Energy efficiency class in accordance with (EU) 2015/1186



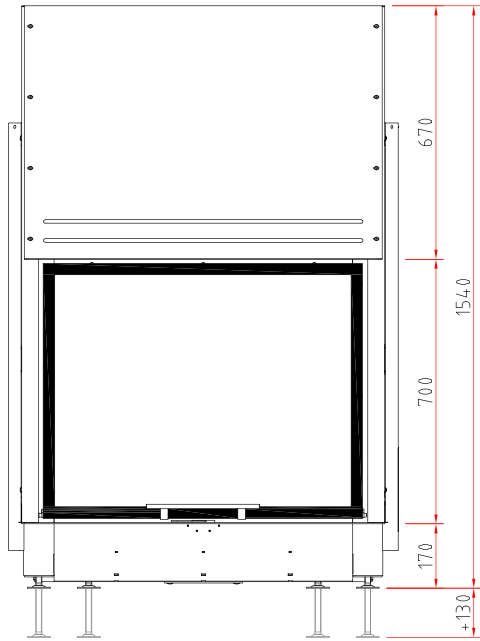
1. Federal Emissions Control Ordinance Stage 2



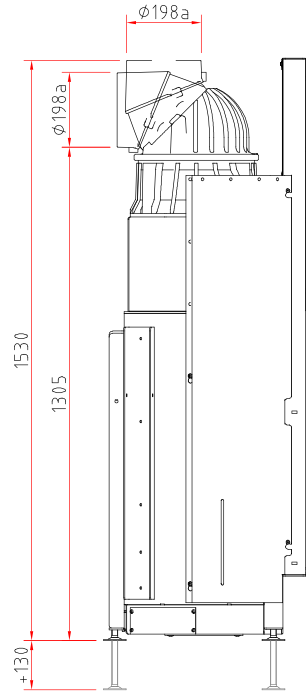
Lina 8770 h

Dimensional drawing

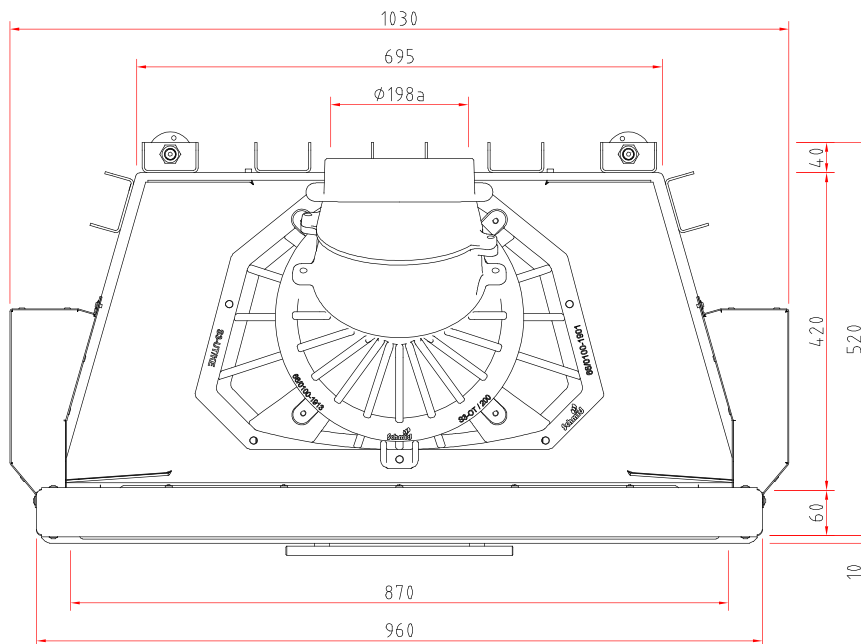
Front view, scale 1:20



Side view, scale 1:20



Top view, scale 1:10



Product data sheet

Regulation (EU) 2015/1186 supplementing Directive 2010/30/EU

	Lina 8770 h
Supplier's name:	Camina & Schmid Feuerdesign und Technik GmbH & Co. KG
Supplier's model identifier:	Lina 8770 h
Energy efficiency class:	A
Direct heat output (kW)	19,0
Indirect heat output (kW):	–
Energy efficiency index (EEI):	103,2
Energy efficiency at nominal heat output (%):	78,1
Notes for specific precautions, installation or maintenance:	Please note the reference in the assembly instructions and operating manuals!


There may be modifications to technical details caused by ongoing developments; subject to errors and omissions. Dated: 11/2021



ENERG
енергия · ενέργεια



Camina  Schmid Lina 8770 h



19,0
kW

ENERGIA · ЕНЕРГИЯ · ΕΝΕΡΓΕΙΑ · ENERGIJA · ENERGY · ENERGIE · ENERGI

2015/1186

Technical documentation for individual room heating appliances for use with solid fuels

Regulation (EU) 2015/1185 supplementary to Directive 2010/30/EU

Name and address of the manufacturer: Camina & Schmid Feuerdesign und Technik GmbH & Co. KG

Model identifier: Lina 87/70

Equivalent models: –

Test reports: TÜV Süd R-848363-1

Harmonised standards: EN 13229:2001/A2:2004/AC:2007

Other applied standards or technical specifications: –

Indirect heating function (yes/no): no

Direct thermal output: 19.0 kW

Indirect thermal output: –

Properties when operating with the preferred fuel

Room heating annual efficiency η_s 5%: 65

Energy efficiency index (EEI): 103.3

Fuel	Preferred fuel (only one)	Other suitable fuel(s)	η_s [x%]	Emissions at nominal heat output (*)				Emissions at minimum thermal output (*) (**)			
				PM	OGC	CO	NO _x	PM	OGC	CO	NO _x
				[x] mg/Nm ³ (13 % O ₂)				[x] mg/Nm ³ (13 % O ₂)			
Wood logs, moisture content ≤ 25%	yes	no	75	40	120	1500	200	–	–	–	–
Wood logs, moisture content < 12%	no	no	–	–	–	–	–	–	–	–	–
Other wood-like biomass	no	no	–	–	–	–	–	–	–	–	–
Non-wood-like biomass	no	no	–	–	–	–	–	–	–	–	–
Anthracite and dry charcoal	no	no	–	–	–	–	–	–	–	–	–
Hard coal coke	no	no	–	–	–	–	–	–	–	–	–
Low-temperature coke	no	no	–	–	–	–	–	–	–	–	–
Bituminous coal	no	no	–	–	–	–	–	–	–	–	–
Lignite briquettes	no	no	–	–	–	–	–	–	–	–	–
Peat briquettes	no	no	–	–	–	–	–	–	–	–	–
Briquettes made from a mixture of fossil fuels	no	no	–	–	–	–	–	–	–	–	–
Other fossil fuels	no	no	–	–	–	–	–	–	–	–	–
Briquettes made from a mixture of biomass and fossil fuels	no	no	–	–	–	–	–	–	–	–	–
Other mixture of biomass and solid fuels	no	no	–	–	–	–	–	–	–	–	–

(*) PM = particulate matter, OGC = organic gaseous compounds, CO = carbon monoxide, NO_x = nitrous oxides

(**) Only required when using correction factors F(2) or F(3).

There may be modifications to the technical details caused by ongoing developments; subject to errors and omissions. Dated: 01/2022

Technical documentation for individual room heating appliances for use with solid fuels

Regulation (EU) 2015/1185 supplementary to Directive 2010/30/EU

Thermal output			Type of thermal output / Room temperature control (please select one)	
• Nominal heat output P_{nom}	19.0 kW		• One-stage thermal output, no room temperature control	yes
• Minimum heat output P_{min}	–		• Two or more stages, no room temperature control	no
Auxiliary power consumption			• Room temperature control by a mechanical thermostat	no
• At nominal heat output $e_{l,max}$	–		• with electronic room temperature control	no
• At minimum heat output $e_{l,min}$	–		• with electronic room temperature control and daytime control	no
• In standby mode $e_{l,SB}$	–		• with electronic room temperature control and weekday control	no
Fuel efficiency (based on the calorific value (NCV))			Other controls (more than one answer is possible)	
• Fuel efficiency at nominal heat output, $\eta_{th,nom}$	78.1 %		• Room temperature control with presence detection	no
• Fuel efficiency at minimal heat output, $\eta_{th,min}$	–		• Room temperature control with detection of open windows	no
Power requirement of the pilot flame			• With remote control option	no
• Power requirement of the pilot flame (if present), P_{pilot}	–			

Specific precautions for assembly, installation or maintenance

Please refer to the information in the installation and operating instructions!

There may be modifications to the technical details caused by ongoing developments; subject to errors and omissions. Dated: 01/2022