

Lina W 6751 h

Data sheet

Details

- Boiler unit open on one side, based on the Lina range, fully water-washed
- Double glazing
- 6751 – Height 51 cm
- Optional: Self-closing door
- Adjustable lower air washing
- Standard fire box inner lining: "Premium White" smooth chamotte
- High-grade cast-iron dome, all parts can be moved, adjustable between 0 – 90°
- Overall height can be simply and quickly adjusted
- Easy to dismantle for transport



Lina W 6751 with guillotine front

Technical data

• Nominal heat output	14.5 kW
• Water heat output	10.1 kW
• Thermal output range	6.0 – 14.5 kW
• Efficiency	>80%
• Insulation thickness (with wall that does not need to be protected) (based on SILCA® 250KM)	60 mm
• Combustion air connector	Ø 150 mm
• Recommend length of logs	33 cm
• Weight	330 kg
• Heat distribution through the viewing window	10%
• Heat distribution, convective output	20%
• Heat distribution: waterside output	70%
• Water content	68 litres
• Max. operating pressure	3.0 bar

Data for chimney sweep according to DIN EN 13384 (closed operation)

Triple values with nominal heat output

• Flue gas mass flow	15.0 g/s
• Flue gas temperature	265 °C
• Required delivery pressure	12 Pa

Triple values for calculating ceramic flues (wood fuel)

• Recommended flue length ¹	–
--	---

Data for closed design

• Minimum heat-emitting surface ²	2.2 m ²
--	--------------------

¹The information regarding flue lengths is a recommendation and based on the calculation in accordance with TrÖl 2020 chapter 15. The calculation is based on a medium-heavy design and a flue ratio of 360 cm².

²Average value based on the storage time. Dependent on the material properties and the construction thickness. Mean specific heat distribution = approx. 500 W/m²

There may be modifications to the colour and technical details caused by ongoing developments; subject to errors and omissions. Dated: 01/2022

Standard



Hydronic technology



Kristall front



Guillotine door



Double glazing



150 mm
Combustion air connector

Optional



Frame

Accessories



SMR



Energy efficiency class in accordance with (EU) 2015/1186



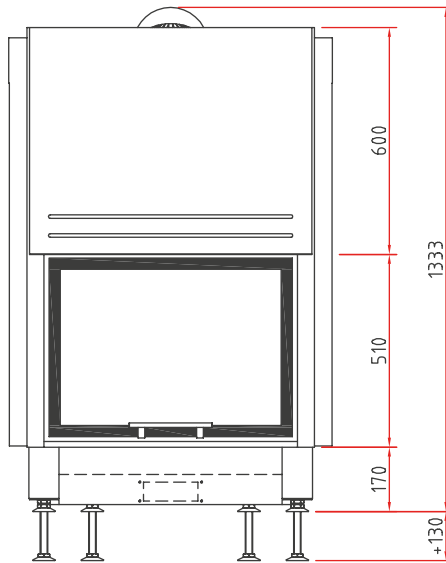
1. Federal Emissions Control Ordinance Stage 2



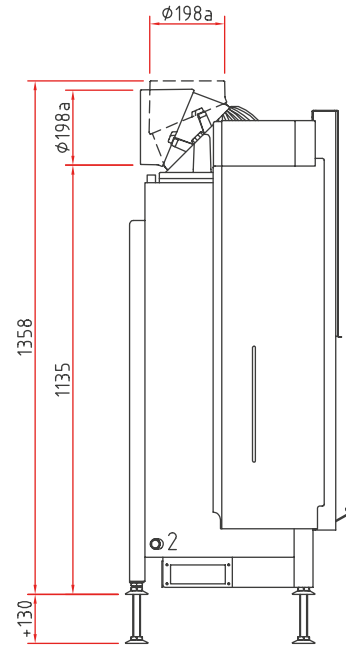
Lina W 6751 h

Dimensional drawing

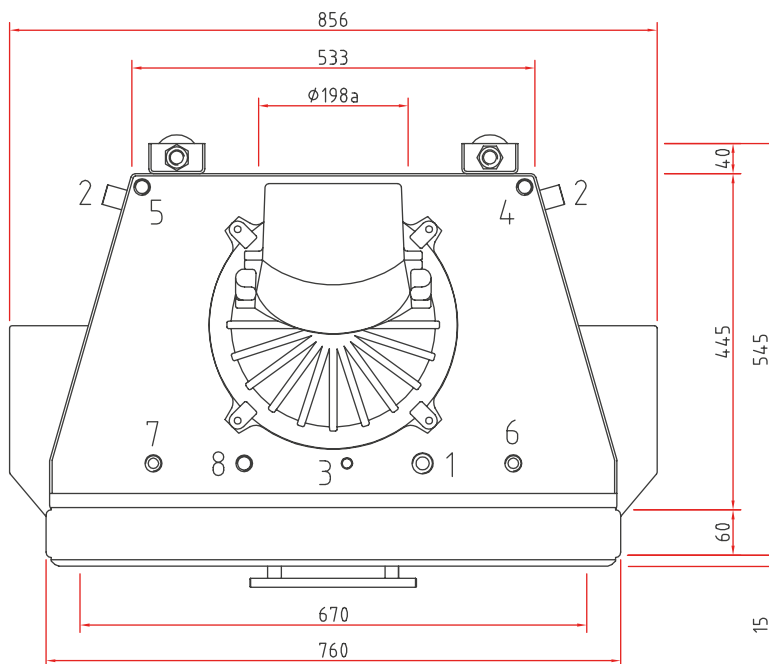
Front view, scale 1:20



Side view, scale 1:20



Top view, scale 1:10



Water connections

- 1 Heating flow 3/4" male
- 2 Return 3/4" male
- 3 Quick vent 3/8" female
- 4 Pump control sensor 1/2" female
- 5 Sensor for thermal discharge safety device (TAS) 1/2" female
- 6 Fresh water supply 1/2" male / thermal discharge safety device
- 7 Fresh water drain 1/2" male / thermal discharge safety device
- 8 Safety valve 1/2" female

Important notes

- Ensure that all connections and safety devices are accessible (e.g. grille or inspection door).
- Never exceed the maximum ambient temperature of 160 °C.
- Fit the safety valve, thermal discharge safety device and air vent in the cold part of the system, if required.

Product data sheet

Regulation (EU) 2015/1186 supplementing Directive 2010/30/EU

	Lina W 6751 s/h
Supplier's name:	Camina & Schmid Feuerdesign und Technik GmbH & Co. KG
Supplier's model identifier:	Lina W 6751 s/h
Energy efficiency class:	A+
Direct heat output (kW)	4,4
Indirect heat output (kW):	10,1
Energy efficiency index (EEI):	107,5
Energy efficiency at nominal heat output (%):	81,0
Notes for specific precautions, installation or maintenance:	Please note the reference in the assembly instructions and operating manuals!

There may be modifications to technical details caused by ongoing developments; subject to errors and omissions. Dated: 11/2021



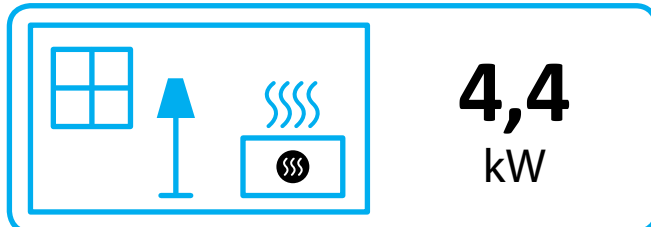
ENERG
енергия · ενεργεια



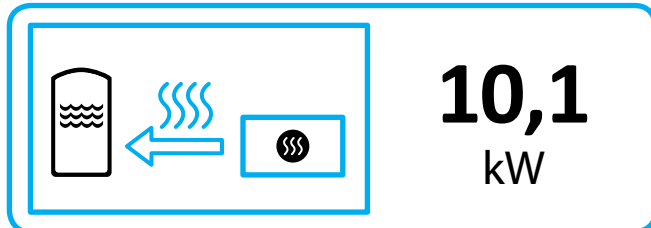
Camina  Schmid Lina W 6751 s/h



A⁺



4,4
kW



10,1
kW

ENERGIA · ЕНЕРГИЯ · ΕΝΕΡΓΕΙΑ · ENERGIJA · ENERGY · ENERGIE · ENERGI

2015/1186

Technical documentation for individual room heating appliances for use with solid fuels

Regulation (EU) 2015/1185 supplementary to Directive 2010/30/EU

Name and address of the manufacturer: Camina & Schmid Feuerdesign und Technik GmbH & Co. KG

Model identifier: Lina W 67

Equivalent models: –

Test reports: RRF – 29 10 2179

Harmonised standards: EN 13229:2001/A2:2004/AC:2007

Other applied standards or technical specifications: –

Indirect heating function (yes/no): yes

Direct thermal output: 4.4 kW

Indirect thermal output: 10.1 kW

Properties when operating with the preferred fuel

Room heating annual efficiency η_s 5%: 65

Energy efficiency index (EEI): 107.5

Fuel	Preferred fuel (only one)	Other suitable fuel(s)	η_s [x%]	Emissions at nominal heat output (*)				Emissions at minimum thermal output (*) (**)			
				PM	OGC	CO	NO _x	PM	OGC	CO	NO _x
				[x] mg/Nm ³ (13 % O ₂)				[x] mg/Nm ³ (13 % O ₂)			
Wood logs, moisture content ≤ 25%	yes	no	75	40	120	1500	200	–	–	–	–
Wood logs, moisture content < 12%	no	no	–	–	–	–	–	–	–	–	–
Other wood-like biomass	no	no	–	–	–	–	–	–	–	–	–
Non-wood-like biomass	no	no	–	–	–	–	–	–	–	–	–
Anthracite and dry charcoal	no	no	–	–	–	–	–	–	–	–	–
Hard coal coke	no	no	–	–	–	–	–	–	–	–	–
Low-temperature coke	no	no	–	–	–	–	–	–	–	–	–
Bituminous coal	no	no	–	–	–	–	–	–	–	–	–
Lignite briquettes	no	no	–	–	–	–	–	–	–	–	–
Peat briquettes	no	no	–	–	–	–	–	–	–	–	–
Briquettes made from a mixture of fossil fuels	no	no	–	–	–	–	–	–	–	–	–
Other fossil fuels	no	no	–	–	–	–	–	–	–	–	–
Briquettes made from a mixture of biomass and fossil fuels	no	no	–	–	–	–	–	–	–	–	–
Other mixture of biomass and solid fuels	no	no	–	–	–	–	–	–	–	–	–

(*) PM = particulate matter, OGC = organic gaseous compounds, CO = carbon monoxide, NO_x = nitrous oxides

(**) Only required when using correction factors F(2) or F(3).

There may be modifications to the technical details caused by ongoing developments; subject to errors and omissions. Dated: 01/2022

Technical documentation for individual room heating appliances for use with solid fuels

Regulation (EU) 2015/1185 supplementary to Directive 2010/30/EU

Thermal output			Type of thermal output / Room temperature control (please select one)	
• Nominal heat output P_{nom}	14.5 kW		• One-stage thermal output, no room temperature control	yes
• Minimum heat output P_{min}	–		• Two or more stages, no room temperature control	no
Auxiliary power consumption			• Room temperature control by a mechanical thermostat	no
• At nominal heat output $e_{l,max}$	–		• with electronic room temperature control	no
• At minimum heat output $e_{l,min}$	–		• with electronic room temperature control and daytime control	no
• In standby mode $e_{l,SB}$	–		• with electronic room temperature control and weekday control	no
Fuel efficiency (based on the calorific value (NCV))			Other controls (more than one answer is possible)	
• Fuel efficiency at nominal heat output, $\eta_{th,nom}$	81.0 %		• Room temperature control with presence detection	no
• Fuel efficiency at minimal heat output, $\eta_{th,min}$	–		• Room temperature control with detection of open windows	no
Power requirement of the pilot flame			• With remote control option	no
• Power requirement of the pilot flame (if present), P_{pilot}	–			

Specific precautions for assembly, installation or maintenance

Please refer to the information in the installation and operating instructions!

There may be modifications to the technical details caused by ongoing developments; subject to errors and omissions. Dated: 01/2022